

You may save this page for your future reference by clicking on [File](#) | [Save As...](#)

八字命盘 EIGHT CHARACTERS FENG SHUI CHART

Name: Ba Zi (Male) (1911 Jan 1950)

D.O.B: Lunar (1946, 11th month, 12 day) at 11:00 p.m. to 12:59 a.m.

Pillar	Hour	Day	Month	Year	Life	Conception
Heavenly Stem (HS)	戊 wu yang Earth	戌 xu yang Earth	丙 bing yang Fire	丙 bing yang Fire	丁 ding yin Fire	壬 ren yin Water
Earthly Branch (EB)	子 zi yin Water	申 shen yin Metal	酉 you yin Metal	酉 you yin Metal	子 zi yin Water	子 zi yin Water



metal 6 - QIAN 乾

Your Eight Characters of Birth Chart:-

Pillar	Life	Hour	Day	Month	Year	Conception
Animal Sign: Ho & its Element	Dragon Wood	Rat Fire	Monkey Fire	Rat Water	Ox Fire	Rabbit Fire
Stage of Life	-	Old Age	Middle Age	Youth	Childhood	-
Family	-	Children	Self & Spouse	Parents	Grandparents	-

Heavenly Stem (HS)	戊 wu yang Earth	戌 xu yang Earth	丙 bing yang Fire	丙 bing yang Fire	丁 ding yin Fire	壬 ren yin Water
Combination	Join	-	-	-	-	-
New Element	Earth	Earth	Fire	Fire	Earth	Fire
Clashes	shi shen	shi shen	bi jian	bi jian	shang guan	jie cai
Ten Deities	Emotional Intelligence	Emotional Intelligence	Friend	Friend	Intelligence	Competitor

Earthly Branch (EB)	子 zi yin Water	申 shen yin Metal	酉 you yin Metal	酉 you yin Metal	子 zi yin Water	子 zi yin Water
Three Comb	shen-zi-chen	-	shen-zi-chen	shen-zi-chen	-	-
Directional	-	-	-	-	-	-
Two Comb	-	zi-chou	-	zi-chou	-	-
New Element	Water	Earth	Water	Water	Earth	Wood
Clashes	-	-	-	-	-	-
Harm	mao-chen	-	-	-	-	mao-chen
Punishment	-	zi-mao	-	zi-mao	-	zi-mao
Self Punish	chen	-	-	-	-	-
Romance	-	-	-	-	-	-
Movement	-	-	-	-	-	-
Nobleman	-	Zi & Shen	Zi & Shen	Zi & Shen	-	-
Academic	-	-	-	-	-	-
Arts	Chen	-	-	-	Chou	-
Hidden	wu yin Water	gui yin Water	gang yang Metal	gui yin Water	yi yin Earth	yi yin Wood
Element 1	yang Earth	yang Water	yang Metal	yin Water	yin Earth	yin Wood
Ten Deities 1	shi shen Emotional Intelligence	zheng guan Authority	pian cai Unexpected Wealth	zheng guan Authority	shang guan Intelligence	zheng yin Main Funds
Hidden	yi yin Wood	-	wu yang Earth	-	jin yin Metal	-
Element 2	zheng yin Main Funds	-	shi shen Emotional Intelligence	-	zheng cai Earned Wealth	-
Ten Deities 2	zheng yin Main Funds	-	shi shen Emotional Intelligence	-	zheng cai Earned Wealth	-
Hidden	gui yin Water	-	ren yin Water	-	gui yin Water	-
Element 3	zheng guan Authority	-	qi sha yin Water	-	zheng guan Authority	-
Ten Deities 3	zheng guan Authority	-	qi sha yin Water	-	zheng guan Authority	-

Determination

Ba Zi Chart Information

Note: Geomancy.net uses the more accurate Lunar Calendar Ba Zi system (Click here to see why). So if you see a difference in the Month pillar as opposed to a Lunar mixed Yin / Chinese Solar / Season calendar, it means that you are in a Yin sector / Female, where Yin date is different from Lunar date. We still use Seasonal analysis using the Seasonal Calendar when needed.

Explanation

This section contains some explanation to the chart so that you can better understand the chart, thus knowing how to apply the information of the chart better.

This 6 Pillars (House of Life, Hour, Day, Month, Year & House of Conception) forms your complete Eight Characters of Birth Chart. In the old tradition, there were two more houses (pillars) which are used for Yin related Feng Shui. As they are no longer very useful it has been left out from this final analysis of your full chart.

- House of Life** - This is a very important pillar in your birth chart. It determines your overall life.
- House of Conception** - This represents your spouse for a male, and your child for a female.
- Hour, Day, Month, Year** - Are the four basic pillars used in most calculation, each representing different time element of your birth.

This chart contains all 6 pillars and has a detailed analysis done on all 6 pillars. Thus, resulting in a very accurate analysis of your true birth element. This is because there are more chances for interaction between each elements and thus could result having a great impact on the strength of your Birth Element.

- Three/Two combinations** - means that elements of the three or two elements either in the heavenly stem or earthly branches combines together to form a totally new element. The impact of the combination depends on whether they combine to form your favourable or unfavourable element.
- Joins** - means that elements of the two elements from the heavenly stem have a special relationship which can be explained by the influence they bring you. They may also join and create a new element if the conditions are right.
- Clash** - These are direct incompatibility in the Earthly Branches, where the two signs simply cannot get along. (Often are causes of problems and are thus more serious than the rest.)
- Harm** - These can usually be found in two combinations which combines but because of the differences in elements such as (Metal and Wood where Metal destroy Wood), some harm is involved.
- Punishment** - These are two elements in the Earthly Branches which usually punishes each other because of some hidden element often conflicts each other in one way or other.
- Self Punishment** - These are special elements which punishes itself because there are some conflicting hidden elements. And is worst when the elements meets himself.
- Romance Star** - These are stars represented a your personal romance star. For example, if you is found as a romance star, this means that if you meet a you in any of the Year, Month Day, Hour, it means a higher chance for you to meet some girl.
- Movement** - These are stars often related to your career or signifies movement from one location to another. For example, if you refer to it career it could signify a change in career.
- Nobleman** - These are stars usually representing that you may meet people who help you or is a person who has a noble heart, who likes to help others.
- Academic** - These are stars usually representing that you are very intelligent or very good in their studies.
- Arts** - These are stars usually representing that you are very artistic and have talent in arts related field.
- Ten Deities** - These are found only in Heavenly Stem, where they represents 10 different deities such as Earned Wealth and Unexpected Wealth, etc.
- Hidden Ten Deities/Elements** - Each Element sign has at least one or more hidden elements which acts as part of the main element. These are how some of the punishments and self punishments are found.

Please note that there are many portion which will not be touched by us in this report. The reason being is that some of the analysis are not longer very relevant in our modern world. Take for example the analysis of number of children. Even if the chart shows that you have 0 children, it does not mean you will not have any children. In reality, now there are such things as test tube grown babies, etc.

Thus, we have focused the report more towards the practical applications relating to Feng Shui by providing you with the knowledge of when your luck changes, and whether there are any clashes or problems that might hinder you. Knowing these you make changes to your life to improve it. However, please note that, you cannot totally remove a problem. All you can do is reduced its impact on you.

Having understand the basics a little better, what you really need to be concerned about is the final analysis of the chart after all the combinations and clashes have taken place. This is what provides you with the **TRUE Birth Element**.

Before you continue, let me touch a bit on Yin & Yang and the Five Element concepts as this is very important and is a basic requirement for you to better understand how you can make use of the report.

Yin & Yang and The Five Element Concepts

Everything in Feng Shui has to do with Yin & Yang the two basic opposites. They are by itself a form of 'Qi' which is what makes Feng Shui. They have characteristics such that one cannot do without the other. In every object there is either more yin and less yang or more yang and less yin. Knowing this, the answer is to try to bring a balance between yin and yang. If you can do that, this is called creating a harmony.

In a more detailed level, Yin & Yang is usually broken down to Five Element Concept. Five Element concept are Metal, Water, Wood, Fire and Earth.

This is a complete production cycle

Metal -> Water -> Wood -> Fire -> Earth -> Metal

- Where Metal when heated produces steam and evaporates to produce water.
- Where Water provides minerals to helping plants (wood) to grow.
- Where Wood provides fuel to allow Fire to feed on.
- Where Fire objects into ashes which return to earth.
- Where Earth in turns after long period of time creates minerals such as ores (Metal).
- The Cycle repeats itself

This is a complete destruction cycle

Metal -> Wood -> Earth -> Water -> Fire -> Metal

- Where Metal is an Axe that cuts a tree (wood).
- Where Wood can be built into boxes to hold soil (earth).
- Where Earth is like the beach river bay which holds the water in.
- Where Water extinguishes a flame (fire).
- Where Fire melts ores or metal.
- The Cycle repeats itself



So in essences, the Five Element concept is a more detailed an accurate way of determining the interactions that may occur. It is because of this, that many relations can be deduced because the Five Element can be related to shapes, objects, career and almost everything.

Thus, it is because of this fundamental reason, that the report cannot be simplified into anything easier. Thus, we use the Five Element to deduce the relation when and thus determine whether a period is good or bad.

Now that you have gotten the fundamental, the system will take you step at a time to analysing and explaining how it determines your true birth element. So if you just need to know what is your true birth element, you can skip to the last section of this report.

Birth Element

Your Heavenly Stem of the day pillar is **yang bing**, therefore you are regarded overall as a "Fire person" born in a Earth Ox Year.

Explanation

This means that out of the Five Elements (Metal, Water, Wood, Fire & Earth) you belong to the **Fire** element. This is constantly changing everyday in a particular year.

This is more accurate than assuming that you are Earth element which is commonly assumed as the year of your Lunar Birth Date is the Ox year. This is not accurate because everyone has a different influence in a particular day for that particular year. Thus, your most accurate Feng Shui element is based on your Pillar's Day element.

Please read on to discover whether you are a weak or a strong Fire element.

The Season's Influence on your Elements

You are born in the **Winter** Season. During this season, your Main Element **Fire** is **Extremely Weak** and your supporting element **Wood** is **Strong**. The **Water** element that destroys your Main Element is **Strongest** and **Metal** element that is supporting it is **Weak**.

Explanation


This is season that you are born in based on your Chinese Lunar Calendar which utilizes the Seasonal Calendar to determine which months are associated with which of the 4 seasons (Spring, Summer, Autumn & Winter). These seasons may or may not be the same seasons which you are experiencing, as not all places have all four seasons. But during that time of birth that seasonal influence is in fact affecting that Chinese Lunar month and is how Pillars (Ba Zi) utilised the balance in nature based on the seasonal strengths of each element in different seasons.

In each season, there is a dominant element which guides that period. For example, when **Earth** is strongest, **Water** will be extremely weak. Fire will be weak, etc. These means that if **Water** (which normally destroys Fire) is extremely weak due to the season, it is too weak to even destroy the weak Fire.

This is extremely important in analysing your true birth element's strength.

Summary of Elements

Summary of all the Elements and it's Strength.

Element	3 Water	1 Wood	3 Fire	5 Earth	0 Metal
Strength	Strongest	Strong	Extremely Weak	Weakest	Weak
					
Percentage	46 %	12 %	9 %	31 %	0 %

Your True Personal Feng Shui Element

After analysing your Eight Characters of Birth, we have determined that your true birth element is **weak Fire**.



WEAK FIRE 火

Your Birth Element is the **Fire** element. You were born in the **Winter** season, when your Fire element was **Extremely Weak**. You have an additional **2 Fire** Element to supplement your Main Element. You have **1 Wood** Element that help your Main Element to grow. You have **3 Water** Element that destroy your Main Element. You do not have any **Metal** Element. **Therefore, your Birth Element is a Weak Fire.**

Explanation

There is a difference in a weak element compared to as strong element. For example, a weak wood is like a small plant, while a strong wood is like a big tree. Just imagine Metal as an object (axe), trying to destroy wood. Axe can chop down a small plant in one blow. Whereas, it will take a lot more effort to chop down a big tree.

Understanding the above, you will then realised that a weak person, is easily destroyed by the normal destructive elements such as metal destroy weak wood, water destroy weak fire, etc. However, a strong person will be able to withstand the destructive elements. Thus, metal is unable to destroy strong wood easily, while water is unable to extinguish fire easily.

Influences in your life as a weak person will be different from that of a strong person. Similarly, the favourable elements for a weak person will also differ from a strong person.

In Feng Shui, be it the Yin & Yang or the Five Element or Qi (Chi), the objective is to create a most balance environment. Yin & Yang and the Five Elements are essentially a form of Qi which is more easily expressed or mathematically deduced. Thus, knowing your personal Feng Shui element, will allow you to relate yourself other parts or other Feng Shui explanation of the environment. Giving you the tool to understanding you need to create harmony in your life.

It is this constantly changing influence in the Yin & Yang or the Five Element combination in your life, your family, your career, your marriage, your health and more, that creates the ups & downs that everyone is facing.

Thus, in general, a weak person should try to strengthen his weak self. While a strong person, should try to weaken his strong self. This is assuming that other external factors such as a person's spouse element or house element or career elements, is not considered into the analysis. Any of these external influence when analysed together with your element may cause you to be in balance (having good luck and fortune periods) or unbalance (having bad luck or unfortunate periods).

Summarised Reports for Printing

- These key reports organised grouped together for easy printing -
- Ba Zi - Overview Summary
 - Ba Zi - Part 1 (Detailed Ba Zi Chart & True Element)
 - Ba Zi - Part 2 (Ba Zi Chart Analysis)
 - Ba Zi - Part 3 (Ten Deity & Luck Summary)
 - Ba Zi - Suitable Career
- [\[Back to Index\]](#)

Seeking Further Help on Your Analysis

All reports generated are entitled to further clarifications on doubts you might have through our **Free Advice Forum**.

This Report was generated on by Personal Feng Shui with Pillars of Destiny v12.69