


MY BA ZI



LUNAR & XIA CALENDAR

By Master Robert Lee






Table of Contents

- [1.] Difference between Chinese Lunar & Xia (Seasonal / Hsia / Solar) Calendar
- [2.] What is a Blind or Grey Period
- [3.] Many different variations in Feng Shui Concepts
- [4.] Why two masters have the different interpretations?
- [5.] How different Calendar System affects the Ba Zi Chart
- [6.] Why does Geomancy.net adopt Lunar Calendar & also use the Xia Calendar not always but only when necessary?
- [7.] Advanced Pillars of Destiny Analysis
- [8.] Ba Zi Lunar chart calculations is actually available but very few people really knows about it.
- [9.] Common Calendar format is extremely important
- [10.] Differences in True Birth Element: Weak or Strong?
- [11.] Ba Zi Feng Shui + Eight House Concept
- [12.] Do we need to break the Zi (Rat) Hour into Early / Late Rat?
- [13.] Special types of charts (Follow the Leader Chart)
- [14.] Applying Location factor into Ba Zi

[1.] Difference between Chinese Lunar and Xia Calendar

There are two Chinese Calendar Systems in use today.



[a.] Chinese Lunar Calendar

1. The Chinese Lunar Calendar is based on the moon's rotation around the earth. With full moons on every 1st and 15th on every Lunar month.
2. Majority of the Chinese population are familiar with this calendar.




3. This calendar is also the de-facto official calendar for all Chinese Major & Minor festivals and celebrations. For example, even today, some celebrate our Chinese lunar birthday instead of the western dates.
4. To the Chinese, Chinese New Year is the most important occasion and it falls on the 1st Lunar day of every 1st Lunar month.
5. Chinese New Year lasts 15 days i.e. 1st Lunar day and last day is on the 15th Lunar day of the 1st month.

[b.] Xia Calendar (Hsia / Seasonal or Chinese Solar Calendar)

1. The Xia (Hsia) or Seasonal Calendar is also known as the Farmer's Calendar. It is used to determine the seasonal influence.
2. Under Ba Zi it is used partially for seasonal influence analysis plus any analysis that requires the seasonal influence.
3. We have to understand that China in the past depended heavily on agriculture i.e. when to start planting crops & when to harvest it.
4. The farming community then, placed greater significance on Xia dates for their festivities. Thus to them, it has a deeper meaning i.e. their entire livelihood depended on this calendar system.
5. No wonder they tend to celebrate Chinese New Year (CNY) using the Xia dates to coincide with the first day of Spring instead of the Lunar 1st day.
6. The Chinese Farmers' Almanac updated yearly and sold close to the 2nd/3rd quarter of every year is still in production. It is known as Tong Shu (通 = all 书 = book) literally means the "All-knowing Book". Thus some Chinese today follow the traditions of their ancestors and keep on placing a greater importance than say the Lunar New Year.
7. Some Chinese today, still hang a Tong Shu 通书 above their main door. [Photo shows how much care and attention of tying many ribbons across the book.]
8. The saying goes: "Old habits die hard." But surely with every succeeding new generation, this practise may eventually die-out with them.
9. Likewise, today, many modern Chinese no longer have a relationship the Farmer's Almanac.
10. Naturally, they celebrate Chinese New Year (CNY) based on the 1st Day of the 1st Month of the Lunar calendar. Majority of Overseas Chinese also use Lunar calendar.
11. For e.g. Malaysia & Singapore CNY falls on the 1st & 2nd Lunar day of the 1st Lunar month and not on the Xia calendar.



Example of the differences



Chinese Lunar Calendar 2009 Year of the OX is from 26 Jan 2009 to 13 Feb 2010
Xia Calendar 2009 Year of OX is from 4 Feb 2009 to 18 Feb 2010

[2.] What is a Blind or Grey Period?

1. The difference 16 Jan 2009 to 3 Feb 2009 where the Chinese Lunar Calendar vs Xia Calendar is often called the Grey or Blind period.
2. This is where though the moon has passed, the season has not yet come into play.
3. Both the Chinese Lunar and Xia Calendar are equally important calendars for the Chinese Calendar system.
4. Only difference lies in one focus on the moon and another focus on the seasons,
5. Therefore one cannot say that one calendar is better than the other. They each are meant for different purpose. They are almost similar except how they define the starting date of each month.
6. What happens if there is a Blind or Grey Period in an individual's chart?



Example 1: 1st Day of Grey Period

DOB 26 Jan 2009 [This is the First day of the Grey Period between 26 Jan 2009 - 3 Feb 2009]

1. If a Ba Zi chart is affected by the Grey Period, all our Ba Zi reports will include additional columns showing the Xia Month & Xia Year:



2. Thus if a person's birth-date falls within a Grey Period, our Ba Zi chart will include this Note in the chart also:
3. This is added to avoid any misunderstanding should someone compare a Ba Zi report prepared with only the Xia Calendar method. Which we ourselves have already first taken note of these differences.

Example 2: Last Day of Grey Period

DOB 3 Feb 2009 [This is the Last day of the Grey Period between 26 Jan 2009 - 3 Feb 2009]

1. Since 3 February is the last day of the Grey Period. There will also be a difference in the results if one choose to use the Seasonal method of computation:



2. [Above] Again, we will highlight the differences of two calendar systems in our Ba Zi Report.

Example 3: No Grey Period

DOB 4 Feb 2009 (Where both Lunar / Xia Calendar matches up so both charts will be exactly the same)



1. Only from 4 Feb 2009, will both the month and year match up, since both month/year are crossed over to Ox year: Here since the Month/Year of Lunar and Xia Calendars are identical, this chart is streamlined to shown this Header in our Ba Zi Reports.
2. This particularly situation where the horoscope sign of year is affected, is particularly so for those between the changing of years. For other months, you will only see a difference in the month change.
3. This is why in most cases both Lunar/Xia Calendar are the same. It is only people within this Grey Period will find that the report by Xia Calendar isn't as good, as the analysis done by our Lunar version.

3. Many different variations in Feng Shui Concepts



1. There are many Feng Shui / Fortune Telling related concepts:-
2. Ba Zi (Pillars of Destiny or Four Pillars) - Is a luck forecast of a person's Heaven Luck
3. Chinese Horoscope / Chinese Astrology (Zi Wei Dou Shu) - Which focus on horoscope and relationship analysis
4. Compass School (Eight House & Flying Star)
5. Eight House is a personal Gua (Kua) system that gives some personalization for the Compass School.
6. Flying Star is an advanced compass school that basically is to determine the Earth Luck of a House. Something like a Ba Zi of a house.
7. Fortune Telling related - I-Ching / Palmistry / Face Reading / Bone Reading even Ba Zi has some of this aspect. In any case, a combination of all these will give a good fortune telling reading.
8. In any case, we are more focused on Feng Shui which is usually related to Ba Zi, Chinese Horoscope and Compass School which focuses on a person's luck and the relationship to the environment.

Many Variations in the same concepts

1. In almost all concepts, there are numerous variations in concepts and techniques by many different masters depending on which concepts or calendar format he/she has learnt from.
2. So much so that even the same concept, you will find different variations such masters using different calendar system.

[4.] Why two Masters have the different interpretations?

1. Even for Masters with the same calendar system, they also each have some variation in how they interpret the analysis results. There are also varying degree of how accurate the analysis is done which also affects the results. This is why, for the same home, depending on all these factors, you can have 3 different masters with different interpretations. So unfortunately, this makes it even more confusing for a Feng Shui newbie.
2. It is unfortunate, but this is bound to happen. The reasons is because of the different concepts and different calendar system adopted.
3. So normally, it is best to with the master that you trust. It is unwise to seek bits of analysis from here and there and attempt to put it together yourself. As there are different variations, you won't know if they will work well together or not.

[5.] How different Calendar Systems affects the Ba Zi Chart

1. Various variation of Ba Zi (Pillars of Destiny or Four Pillars) Analysis
2. Generally, if you use a common calendar format for the entire ba zi chart, you cannot be faulted. This is because the analysis will be correct when you relate the different pillars in the same calendar format. Such as the year to the month pillar or the month to the day pillar.
3. However, it will be wrong if two different calendar format are mixed and you try to relate the pillars together.

CASE STUDY 1: BA ZI WITH FULL CHINESE LUNAR CALENDAR

A Ba Zi chart done with Full Chinese Lunar Calendar will look like this:-



Chinese Lunar Calendar Ba Zi

Year: Ji-Chou (Ox) - (Lunar Calendar Year)

Month: Bing-Yin - (Lunar Calendar Month)

Day: Xin-Wei - (Lunar Calendar Day)

CASE STUDY 2: BA ZI WITH FULL XIA CALENDAR

A Ba Zi chart done with Full Xia Calendar will look like this:-



Xia Calendar Ba Zi

Year: Wu-Zi (Rat) - (Seasonal Calendar Year)

Month: Yi-Chou - (Seasonal Calendar Month)

Day: Xin-Wei - (Seasonal Calendar Day)

CASE STUDY 3: BA ZI WITH MIXED LUNAR & XIA CALENDAR

A ba zi chart done with mixed Lunar & Xia Calendar will look like this:-



Mixed Lunar & Xia Ba Zi

Year: Ji-Chou (Ox) - (Lunar Calendar Year)

Month: Yi-Chou - (Seasonal-Xia Calendar Month)

Day: Xin-Wei - (Lunar Calendar Day)

1. Basically, both a) Ba zi with Full Chinese Lunar Calendar or b) Ba Zi with Full Xia Calendar are both technically correct as they both will use one consistent calendar format for the full chart. c) Ba Zi with mixed lunar & seasonal Calendar is however INCORRECT.
2. There are some websites which will generate the Ba zi with Mixed Lunar Calendar & Xia Calendar which is NOT correct. It is absolutely wrong to mixed the calendar format.




3. This is like comparing an Apple to an Orange. How can you have a chart that is showing the day and year in Lunar calendar and month in Xia Calendar.

6. Why does Geomancy.net adopt Lunar Calendar & also use the Xia Calendar not always but only when necessary?



1. So if both a) Ba Zi Calendar with Full Ba Zi Calendar and b) Ba Zi Calendar with Full Xia Calendar is technically correct. So why is it Geomancy.Net adopted the Lunar Calendar and also use the Seasonal Calendar only when necessary. Instead of simply using only the Xia Calendar?
2. This is because you must understand that if you show a chart in the Xia Calendar, it actually greatly eases your need to calculate the next luck pillar, the seasons etc. As based on just the month or year, you can easily plot the chart out manually. Can thus explain why it so popular with so many geomancers.
3. We know personally how difficult it is to calculate a Ba Zi chart manually. Furthermore, this affects actually only a handful of people that falls in the Blind/Grey period. Otherwise, the charts are exactly identical.
4. Why go for the easy way out and miss out some of the advanced pillars of destiny concepts?
5. For a Ba Zi Chart done in Lunar Calendar, you need to calculate the seasons where necessary, and thus making it more time consuming to analyse or plot out other information. Just by looking at the Ba Zi chart that is shown in the Lunar Calendar.

The best of both worlds for a more accurate Ba Zi



At Geomancy.Net, we have already programmed the complex Ba Zi calculation with the computer, so why should we go for the easy way out and miss out some of the advanced pillars of destiny concepts.

Difference in Yearly Horoscope

1. The main reason is the difference in the Horoscope sign that you will have if you use a Xia Calendar.



2. In the Xia Calendar, for those born in usually either in January or February may find that you may end up with your Ba Zi horoscope as Rat, whereas in the Chinese Horoscope or Chinese Calendar as Ox.



So which horoscope sign to use if you are in such a situation? Are you a Rat or a Ox?

Chinese Lunar Calendar 2009 Year of the OX is from 26 Jan 2009 to 13 Feb 2010.
Xia Calendar 2009 Year of OX is from 4 Feb 2009 to 18 Feb 2010

1. By using the Chinese Lunar Calendar Ba Zi, your Horoscope sign will be Ox once you cross 16 Jan 2009. This will be the same even when you use the Chinese Horoscope analysis.
2. However, should you be using the Xia Calendar for the same date 16 Jan 2009.
3. You will get a situation where your Ba Zi will say that you are a Rat, while your Chinese horoscope considers you a Ox.



4. So under this situation which horoscope compatibility do you apply? Are you a Rat or a Ox?
5. The Chinese Horoscope has a lot of features about compatibility and if this compatibility analysis differs from the Ba Zi horoscope, what to believe?
6. This is one of the major problem that you will find if you use the Ba Zi Xia Calendar.



7. By sticking to the Chinese Lunar Calendar, you won't have this conflict. As such, be it the ba zi or Chinese horoscope you will be a Ox once you cross the 26 Jan 2009.

[7.] Advanced Pillars of Destiny Analysis

1. As we have learnt both the Chinese Lunar and Seasonal Calendar Ba Zi calculation.
2. We found that when you do convert the chart to the Seasonal Ba Zi Chart, you will actually not be able to calculate a couple of advanced Ba Zi analysis.
3. As that really depends on your actual Chinese Calendar month. The blind or grey period actually is necessary for such calculation. But this won't be possible if you use the Ba Zi Xia Calendar.
4. Luck Forecast for a Ba Zi Lunar Chart actually provides a more accurate forecast from our extensive testing and numerous real life accounts
5. Having done so many Ba Zi analysis, we find that the Ba Zi chart actually provided a more accurate forecast than one that is charted out from the Xia Calendar.
6. This is because the Ba Zi lunar chart can be related to the Chinese horoscope and many other concepts that is based on the lunar calendar.
7. Ba Zi is only one of the many tools in Feng Shui / horoscope. It has it's strength and weakness. But if you are able to put together analysis from various reports, you actually cancel out each other's weakness and re-enforce the final interpretation.
8. This is why we say that the Ba Zi lunar chart when put together with other concepts often allows us to better troubleshoot the source of the problems and thus able to apply the concepts more effectively.

[8.] Ba Zi Lunar chart calculations is actually available but very few people really knows about it.

1. As most books available to teach Ba Zi books available on Feng Shui were written by Hong Kong Masters.
2. Most Hong Kong Masters are applying the Ba Zi Xia Calendar. So most people who learn Ba Zi are basically learning and applying this method of calculation.
3. However, having more people using it simply because it can be easily learnt from books. Does not necessary mean that it is the only way or the best method available.
4. In our case, we are able to chart both the Chinese Lunar and Xia Calendar Ba Zi.
5. Which means we know the pros and cons of each of the concepts.
6. But eventually chosen to use the Chinese Lunar Calendar over the Xia Calendar because of the a few critical issues we noted and that it missed out a lot of advanced analysis of the Ba Zi Lunar Chart.
7. So we do not see why we should give users a less accurate analysis for the sake of convenience.

[9.] Common Calendar format is extremely important

1. Our website uses Lunar Calendar as the standard Calendar format for all our website tools (i.e. Ba Zi, Eight house, Flying Star etc). This allows all tools to properly work and re-enforce the analysis results.
2. Your horoscope sign must be the same whether you use the Ba Zi or Chinese Horoscope, otherwise you will have problems trying to apply the cures or determine compatibility.
3. By sticking to the Chinese Lunar Calendar, you won't have this conflict.
4. As such, be it the Ba Zi or Chinese horoscope you will be a Ox once you cross the 26 Jan 2009.
5. Even Eight House or Flying Star is based on Chinese Lunar Calendar.
6. Again need to make sure you have a common frame of reference to be able to relate the different analysis together.
7. For all our website tools, they will all work well with each other.
8. As each tool specialise in one area of analysis, by combining all the strength of the results you can get a very comprehensive overview.
9. For example, Ba Zi is good for your luck forecast and personal element. Chinese horoscope focus on the compatibility. Eight House will cover the house suitability, while Flying Star will cover the earth luck.

10. Differences in True Birth Element: Weak or Strong?

1. This is not really due to the Calendar System.
2. I have seen two Masters using the same calendar format and still give you different results. So this is due more to the way the chart has been analysed to determine whether you are a weak or strong element.
3. In fact, this depends a lot on how accurately you:-
4. Check the seasons of birth which affects the five element seasonal strength.
5. Check the combinations and clashes. These will affect again the final element and strength.
6. Even analysis with or without the House of Life / House of Concept can affect the final element.
7. After all the various checks are done, our website will tabulate a percentage value. By comparing the elements that makes you weak vs the element that makes you strong.
8. Our website report will use this mathematical formula to determine whether you should be classified as weak or strong. We can clearly show users how we determine your element strength for our report.
9. So if our analysis determined you are a weak element, it means elements that make you weak to you are less than elements that make you strong.
10. Our free report isn't crippled in any way, so the result will be exactly the same as the paid report. Except that we do not show you this percentage breakdown.
11. This percentage breakdown is key in applying Feng Shui effectively, as such it is reserved exclusively feature for paid users of the Ba Zi report.

Case Study: What is my Ba Zi Element?

12. Sample of Mr Ba Zi

Name: Mr Ba Zi (Male - 17 Oct 1980)

D.O.B: Lunar (1980, 9th month, 9 day) at 1.00 p.m. to 2.59 p.m.




13. The birth element is based on the day one was born.

14. For example, Mr Ba Zi was born on the day (Heavenly Stem) of the WATER element.

Why is Mr Ba Zi = Weak Water?

Extract from Ba Zi Expert Review Summary Page 4



Your Five Element Breakdown

3 Extremely Weak Water	0 Weakest Wood	4 Weak Fire	3 Strongest Earth	2 Strong Metal
7.9%	0.0%	31.6%	39.5%	21.1%

This tells me that you are a **Weak Water** because of too little **Water (7.9%)**. Your element is born in a season which makes Water Element **Extremely Weak**. Thus, influencing the element strength of the other five element elements. The percentage of each element is considered after considering the seasonal strength and the number of that element present.

Thus, your favourable elements are **Metal (21.1%)** and **Water (7.9%)** Elements. **Fire (31.6%)** is your wealth element. However, as you are a **Weak Water**, you first need to be stronger in order to control your wealth element. Based on the percentage of the Five Element of each of your favourable element. You should attempt to enhance the favourable element with least percentage, followed by the favourable element with the next lowest percentage.

As **Weak Water**, your favourable elements are **Metal (21.1%) / Water (7.9%)**.

- **Water (7.9%)** is your most favourable element.
- **Metal (21.1%)** is your next most favourable element. As you have sufficient amount of **Metal**, you will benefit more by having more of your other favourable elements.

15. Mr Ba Zi is found to be a Weak Water person because of too little water (7.9%) plus he was born in a season which makes Water element Extremely Weak.

16. What are the favourite colours? Metal & Water

Favourable Elements

✓  **Most Favourable Element**
METAL 金 Colour: white/gold

✓  **Favourable Element**
WATER 水 Colour: blue/black/gray

Unfavourable Elements

 **Most Unfavourable Element**
EARTH 土 Colour: yellow

 **Unfavourable Element**
WOOD 木 Colour: green/brown
























Unfavourable Wealth Elements

 **Wealth Element**
FIRE 火 Colour: red

Shapes and colour associations

SHAPE

GEOMANCY.NET COLOR REFERENCE CHART

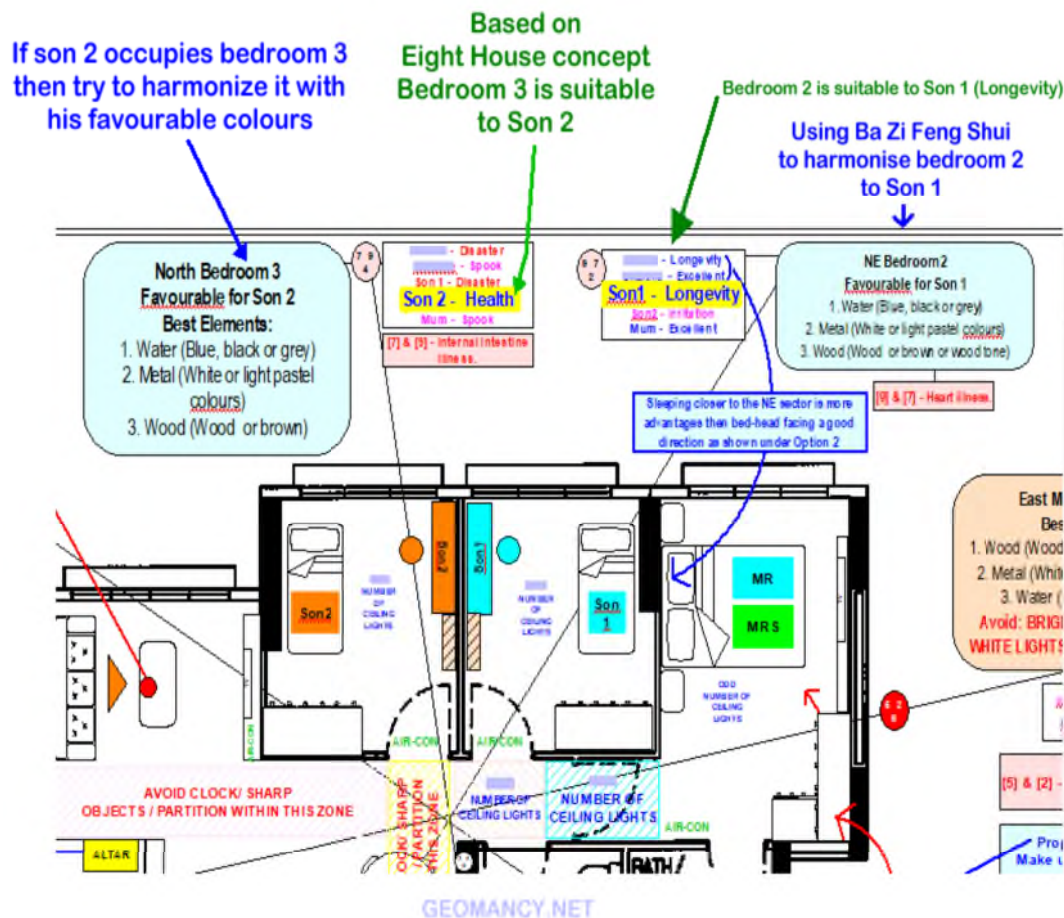
	METAL OR GOLD	IF SHINY COULD BE CONSIDERED AS GOLD				COLOR OF MANDARIN ORANGE OR IN CANTONESE "kum" or GOLD	
	EARTH				SOMETIMES SOME GEOMANCERS MAY ARGUE THAT THIS COLOUR BELONGS TO THE EARTH ELEMENT		
	WOOD						
	FIRE						
	WATER						

Royal Navy Light Grey Sky Blue Black

[11.] Ba Zi Feng Shui + Eight House Concept

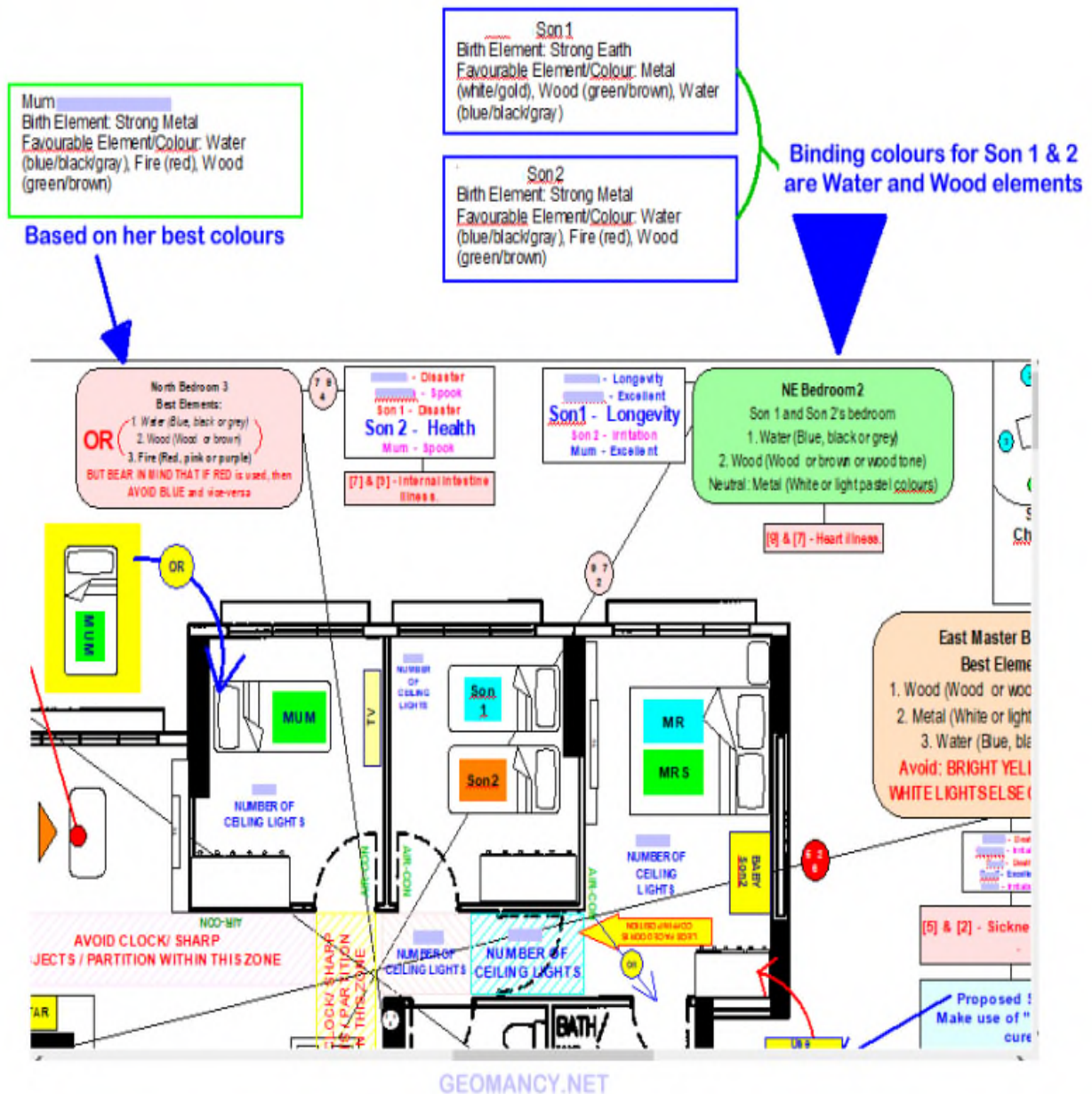
- Under Ba Zi Feng Shui:
- Mum's best colours are: Water and her wealth colour is Wood. While Fire is okay for her.
- Son 1's individual best colours are: Metal, Wealth (Water) + Wood elements.
 - Son 2's individual best colours are: Water, Wealth (Wood) + Fire elements.

OPTION 1



- Under Eight House concept 4 Good / Bad directions, Bedroom 2 is suited to Son 1 as it is his longevity sector.
- Bedroom 3 is suited to Son 2 (Health)
- Using Ba Zi Feng Shui: Son 1's best colours in his bedroom 2 are 1. Water, 2. Metal & 3. Wood.
- For Bedroom 3: Using Ba Zi Feng Shui: Son 2's best colours are 1. Water and 2. Wood. But based on Flying Star Feng Shui an additional element = Metal is considered to balance this sector.

OPTION 2



8. Under Ba Zi Feng Shui, if both sons are to occupy bedroom 2, then the binding element or common denominator of colours are used to harmonize this bedroom for Son 1 and 2 i.e. Water and Wood colours.
9. As Mum will for the time being occupy Bedroom 3, this bedroom is also harmonized to her.

[12.] Do we need to break the Zi (Rat) Hour into Early / Late Rat?

1. This is one of the many variations in different concepts available in Feng Shui by different practitioner/masters.
2. One chinese hour by default is actually Two (2) western hours. Rat hour happens to span between 11-11.59pm and 12am-12.59am.
3. Some modern practitioners, believe it should be broken up into Late Rat and Early Rat. And therefore, they added a modification to the original concept, believing this will solve the late/morning rat.
4. However, we find this to be a flawed concept.
5. The reason is because let's take 14/15 Nov 2008 as an example:-
6.
 - a) 14 Nov 12am-12.59am is already considered the early morning of the 14 Nov.
 - b) 14 Nov 11pm-11.59pm is already considered the late evening of the 14 Nov.
 - c) 15 Nov 12am-12.59am is the early morning of the 15 Nov.
 - d) 15 Nov 11pm-11.59pm is the late evening of the 15 Nov.
7. The confusion here is that when we talk about 11pm-1am, it crosses between b) and c), so the reason why the modern practitioner feels there is a need to break it to early morning and late morning, is because they are referring to b) and c).
8. But don't forget, the day is already a new day for c). The Early / Late Hour is already being considered as you should be referring to a) and b) and c) and d). Meaning the day has to be of the same day.
9. Those that apply this concept, forgot, that the day is already broken up to the early and late zi. So there is really no need to further modify the concept.
10. We must always focus that the Rat hour spans between two dates. But the correct way of assessing that Hour, is the hour represents the time of the day for the same day:-
11.
 - a) 14 Nov 12am-12.59am is already considered the early morning of the 14 Nov.
 - b) 14 Nov 11pm-11.59pm is already considered the late evening of the 14 Nov.
12. If you do it that way, it is exactly the same as what the modern practitioners did of breaking the hour into early or late morning.
13. But they are only applying a 2nd division if you do so.
14. Thus, we find it a very flawed variation in the ba zi concept.
15. Furthermore, by further breaking the hour into Early / Late Rat, instead of having 12 equally divided chinese hours, you now have 11 equally divided chinese hours and 1 Chinese hour that is specially broken down into 1/2 a chinese hour.
16. This actually will break the original concept of the ba zi which is based on the 12 earthly branch and 10 heavenly stem.
17. Technically, this is incorrect and will only break the cycle of the 12 hours that ba zi was originally designed for. Thus, it is not recommended to do so.
18. In fact there are a lot of variations for even the same concept.
19. Almost, all our concepts that is available on our website has been carefully reviewed.
20. We had also already done a lot of pros and cons evaluations of the various variations in the different concepts.
21. Thus, the tools we have on our website is based on best practices and most technically correct. These tools will work properly together to give the best overall analysis.
22. There is often no need to make any further modification to any results from our website.

[13.] Special types of charts (Follow the Leader Chart)






Actually, there is really nothing significantly different from the 'follow the leader' type of chart if you really know how to properly determine the weak/strong and apply the five element of balance properly.

Question: I am a person of weak wood with a lot of fire elements, but no water.

As such my wood is considered 'rootless'. Read in a book that some people have a 'follow the leader' configuration in their bazi whereby the self element (day master) surrenders to the strongest element in their bazi as it has no chance of survival.

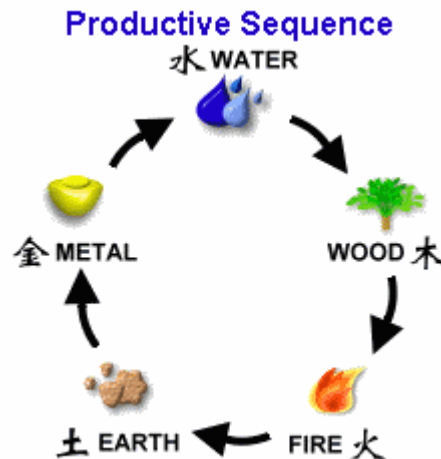
As such elements which favour their very weak self element are actually detrimental to them. How does one know if his/her day element is of this special configuration or merely weak?

1. Actually, there is really nothing significantly different from the 'follow the leader' type of chart if you really know how to properly determine the weak/strong and apply the five element of balance properly.
2. At least, you need not have to worry about it, if you are applying cures or solutions from our website's ba zi chart. Why? Simply because if you properly define a person's weak/strong and then apply the balance of the elements concept to prioritise the favourable/unfavourable elements. You will find that it will take care of most of the worries about the so call 'follow the leader' characteristics.
3. Take this chart for example, which I extracted from our your profile and using a portion of our paid ba zi report:-



Element	0 Water	0 Wood	8 Fire	0 Earth	4 Metal
Strength	Weakest	Weak	Strongest	Strong	Extremely Weak
	 WATER 水	 WOOD 木	 FIRE 火	 EARTH 土	 METAL 金
Percentage	0 %	0 %	90 %	0 %	9 %

4. You will still be considered weak wood simply because of your favourable elements (Water 0% + Wood 0% = 0%) is still less than your unfavourable elements (Metal 9% + Earth 0% = 9%).
5. Fire element will exhaust Wood but at the same time strengthen Earth. Thus it should never be considered in the initial equations as it will cancel out any of the good or bad effects.
6. Therefore, without any doubt, you are a Weak Wood person.
7. Where Water and Wood elements are generally your favourable elements, and Fire and Metal are generally unfavourable for you.
8. Earth is your wealth which is also generally considered unfavourable due to you being a Weak Wood person.
9. Only those who are Strong Wood can take advantage of this. Just imagine you being a Tree with Strong roots. Your roots have the ability to get nourishment from the earth (ground).

10. The above will generally define your favourable and unfavourable based on whether you are Weak or Strong.
11. In any case, this rules is still the fundamental and should not be ignored.




12. The difference or the fine tuning comes in the balance of the Five Elements, where you should aim to get 20% of each element to achieve perfect harmony.
13. In this chart: Water and Wood are both 0% which is way below the optimum 20%, so both are needed to gain harmony. Since both percentages are also equal, it means both elements equally required to make your weak wood stronger.
14. However, even under this special situation, you will find that Water will be most beneficial for you. This is because water will help to destroy Fire. It also helps to exhaust the Metal.
15. a.) Water is most favourable element. Just imagine that you are a small plant. Constant water is most beneficial to you. While Wood adding to Wood is good but not as beneficial as having Water element.
b.) Fire 90%, Metal 9% & Earth 0% are your unfavourable elements. You have just too much Fire at 90%. This is certainly the element that you MUST avoid. While Earth you have 0% so this element though your unfavourable element is what you want to have more of. Followed by Metal.
16. So when you put it together, as a Weak wood:-
17. Water element is your most favourable element. This you need to have most of.
18. Wood element is needed but much lesser than Water and to control the Earth element that you will be adding.
19. Earth element is needed after you have sufficient Water and/or Wood element.
20. Fire element is not needed and should be avoided due to having too much already.
21. Metal element isn't needed as when you have Earth, it will automatically produce Metal to balance up the chart.
22. So this means that you most Water, some Wood and Earth elements. While you should avoid Fire and Metal.
23. Thus, you see if there isn't really anything special about the 'follow the leader' type of chart if you really know how to apply the weak/strong characteristics together with the balance of the five element. At least not really a big issue if you are using our website's ba zi analysis.


PERSONALISED FENG SHUI

Personal Feng Shui with Pillars of Destiny
 A comprehensive means of learning more about yourself!
<http://myfengshui.geomancy.net>

八字風水表 EIGHT CHARACTERS FENG SHUI CHART


Name: ABC DEF (Male - 12 Jul 2012)
 D.O.B: Lunar (2012, 5th month, 24 day) at 8:00 a.m. to 10:59 a.m.


Pillar	Hour	Day	Month	Year	Life	Conception	Kua Type
Heavenly Stem (HS)	乙	甲	丙	壬	乙	丁	 metal 6 - QIAN 乾
Earthly Branch (EB)	子	寅	午	申	子	戌	

Ba Zi Chart Information


Note: Geomancy.Net uses the more accurate Lunar Calendar Ba Zi system ([Click here to see why](#)). So if you see a difference in the Month pillars as opposed to a Lunar mixed Xia / Chinese Solar / Season calendar, it means that you are in a gray period / blind date where Xia date is different from Lunar date. We still use Seasonal Analysis using the Seasonal Calendar when needed.

Reference Material

Productive Sequence


Destructive Sequence



Birth Element




Since you are a **weak yang Wood**, you don't want to be too weak otherwise you cannot take advantage of your Wealth Element.


Thus, you should increase yourself with your favourable elements as follows.


Favourable Elements

Most Favourable Element
 **WATER 水** Colour: blue/black/gray


Favourable Element
 **WOOD 木** Colour: green/brown

Unfavourable Elements


Most Unfavourable Element
 **METAL 金** Colour: white/gold


Unfavourable Element
 **FIRE 火** Colour: red

Unfavourable Wealth Elements

 **WEALTH 土** Colour: yellow

This is a very important concept for you to improve your luck.

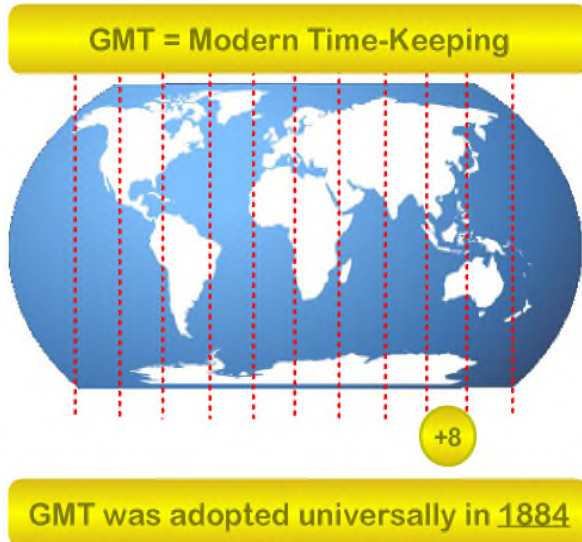




24. In any case, your chart is still weak, so you need to still increase your weak elements and elements you lack to attain the perfect balance.

25. Therefore, Water is the most productive element element for a Weak Wood Person.

[13.] Applying Location factor into Ba Zi



1. Frankly, GMT time was only adopted universally in 1884. While Chinese Ba Zi system is at least more than 2,000 years old.
2. Thus TIME ZONE or LOCATION factors, are modern changes advocated by modern practitioners.
3. There is no such calculation when Ba Zi was invented in China.
4. The only method that is technically correct is to apply the LOCATION factor to the Chinese Lunar Calendar. Even this has two issues:-
5. a.) Even 0.01 degree off either the latitude and/or longitude, will make a major change to your Ba Zi chart. This 0.01 degree of error can make your chart even less accurate if it is incorrect. Which can be even less accurate than a chart that you leave the hour pillar as

unknown.

6. b.) Most people don't even have the time of birth, let alone the exact place of birth. So why complicate the issue.
7. Using GMT time zone is a bad way to apply the location factor, because GMT timezone only affects the longitude changes.
8. Furthermore, GMT has been simplified so much so it is no longer as accurate as in the past.
9. Our stand on this issue is NOT to add these level of complication to the analysis. Meaning that you should just use your local time (regardless of what country), to analyse the Ba Zi.
10. This is because if you truly understand how the Ba Zi works, the HOUR pillar will not make a major impact in terms of the 10-yearly, 5-yearly, yearly and monthly luck pillars.
11. The hour pillar gives additional pillars available for combinations and clashes; this can affect the final outcome of a person to be either weak or strong.
12. A day without the hour will give the rough element strength of the day.
13. Only a few hours may result in weak/strong element.
14. Otherwise, not much change will occur.
15. Your luck pillars will not be too badly influenced by the hour impact.
16. Except for minor yearly and chart clash or harms that may occur. But these are minor as your general luck will not alter too much.
17. This is why we can still analyse a person's luck fairly well even if you do not provide the hour pillar.
18. Just check out some of the masters who had done case study of famous people, you will noticed that they do it just with the date of birth. They don't even apply any location factor.
19. Ba Zi has designed to compensate from the lack of the hour pillar.
20. Thus with or without the hour of birth, a person's chart can still be charted out. Just that with the hour pillar, your forecast will be more accurate.
21. This is why we find no need to apply location into the Ba Zi. Just use your local time and it should be okay.
22. One must always remember that a Ba Zi is supposed to be a heavenly GIVEN chart of what kind of

luck you are supposed to have assuming your environment remains constant.

23. This means it does not consider education, your house (earth luck), people around you, your career etc.
24. However, in real life, how can you expect your environment to be the same all the time.
25. Your luck is always being altered by your house luck, people around you, and your career.
26. Let me give you some example:-
27. a.) Given a pair of twins with the exact date and time of birth. One has primary education and one has a doctorate degree. Which you think will have better life. Most likely the one with a doctorate degree.
b.) Given a same pair of twins. One stays in US and one stays in IRAQ. Which will you think will have a better life. Again most likely US as it is more stable and peaceful, as compared to a war torn country such as IRAQ.
28. Given two persons:-
29. Person A has the 10-year luck favourable to him, but he stays in a house with entrapped Feng Shui and death suitability to the home.
30. Person B has the 10-year luck unfavourable to him, but he stays in a house with excellent Feng Shui and prosperity suitability to the home.
31. The Person B will have actually a much better luck then person A. Cos, a person's earth luck has been ADVERSELY impacted which supercedes his Ba Zi luck.
32. Therefore Ba Zi is NOT a good tool to forecast all past events with 100% accuracy. There are other divinity tools in the Chinese culture to do so.
33. What it can do is give you a forecast of potential pitfalls allowing you to maximise your luck by avoiding the bad period.
34. Many modern practitioners/Masters, try to make you think that Ba Zi can give you an accurate assessment of your past and future events.
35. How is this possible, if the concept is only supposed to provide you with a heavenly given luck?
36. My advice to you is to leave the hour field as " unknown or unaltered" as it is NOT totally compulsory to so.

Find your Chinese Horoscope Sign & Personal Ba Zi Element - Generate FREE Feng Shui reports:

<https://freebazi.geomancy.net>



Robert Lee: +65 9835-5734 / support@geomancy.net

Copyright (C) 1996, Geomancy.net
Version: 2020-04-004